

AC6815

1-1/2 inch through-bore 2 A, 3.5 A, 10 A and high speed data

Description

A slip ring can be used in any electromechanical system that requires unrestrained, continuous rotation while transferring power and/or data from a stationary to a rotating structure. A slip ring is also called a rotary electrical interface, collector, swivel or a rotary joint. A slip ring can improve system performance by simplifying operations and eliminating damage-prone wires dangling from movable joints.

The 1-1/2 inch unobstructed through-bore provides routing space for hydraulics, pneumatics or for a concentric shaft mount.

The AC6815 is designed for error free data communication transmission. Using patented "broadband" slip ring technology, this slip ring is pre-engineered to carry a wide variety of data formats. For example, the AC6815 can handle Ethernet channels of 10, 100 and 1000 BaseT. The precious metal contacts are maintenance free and provide long life and are part of the error-free data communication link.

Features

- 1-1/2 inch through-bore
- Speeds up to 250 rpm continuous
- Power and signal (2, 3.5 and 10 amp) circuits may be combined
- Collar mounting is standard; flange mounting with connectorized unit
- 16, 24 and 26 gauge, 24" lead wires
- Continuous 360° rotation of power or data signals
- Gold alloy bifurcated brushes, gold plated rings
- Prewired for high speed data transmission

Benefits

- Transfers control and data signals
- Bifurcated gold alloy brush technology provides maintenance-free operation (no lubrication required)
- Modular design meets special requirements through off-the-shelf manufacturing techniques
- Compact packaging
- Increased circuit density
- Transmit high speed data
 - Ethernet (10 / 100 / 1000 BaseT)
 - Profibus
 - Control Net
 - USB 1.0
 - Video
 - CanBus
 - Device Net



Typical Applications

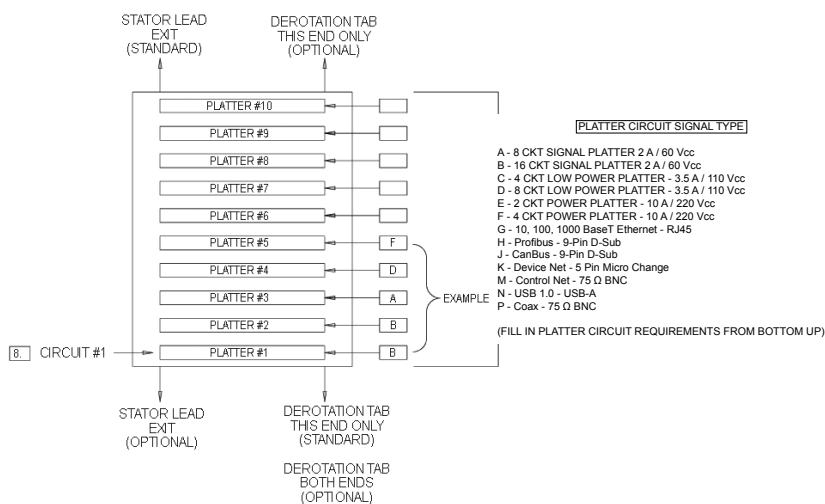
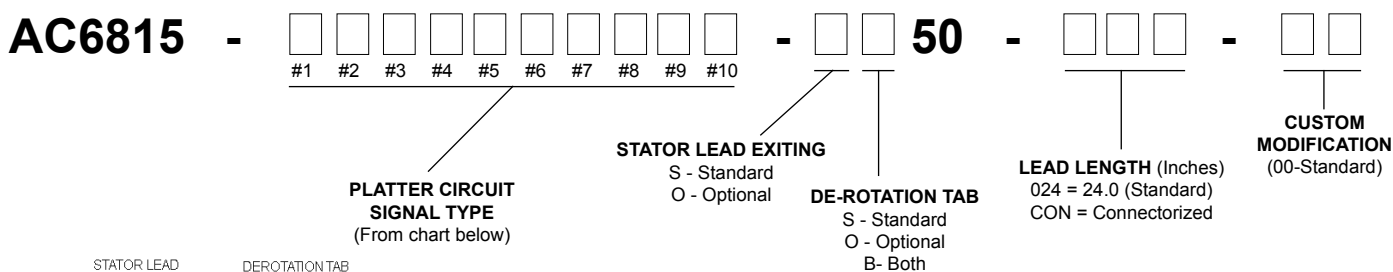
- Industrial machinery – machining centers, rotary index tables, heavy equipment turrets or cable reels, test equipment, packaging and palletizing machines, magnetic clutches, process equipment, rotary sensor, emergency lighting, robotics
- Exhibit / display equipment
- Medical equipment

Slip Rings With Through-Bores

AC6815 Specifications		Options
Operating Speed	250 rpm* continuous	<ul style="list-style-type: none"> • Various axial and radial lead exits are available • Up to 48 inch flying leads from rotor and / or stator • Signal and power circuit combination for 2, 3.5 and 10 amp applications • Connectorized specialized data circuits / platters • Connectorized housing to eliminate flying leads
Number of Circuits	See chart below	
Lead Wire	16, 24 and 26 gauge, 24 inches	
Current / Voltage	2 A / 60 VAC, 3.5 A / 110 VAC and 10 A / 220 VAC	
Operating Temp.	-40°C to +80°C max.	
Torque	Approx. .5 in-oz per circuit	
Noise	Less than 50 milliohms peak @ 6 VDC, 50 mA, 5 - 15 rpm	

*Please note that the operational life of the unit is dependent upon rotational speed, environment and temperature.

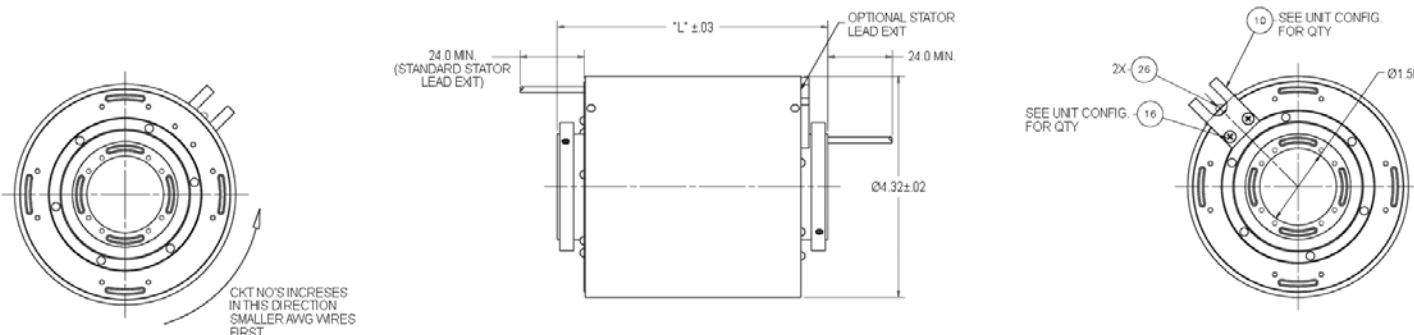
AC6815 Part Numbering System



Note: Platters 1 thru 8 are standard, 9 and 10 are options.

# of Platters	Flying Leads	Connectorized Housing
	"L"	"L"
1	3.01	6.68
2	3.34	7.00
3	3.66	7.33
4	3.99	7.66
5	4.32	7.98
6	4.64	8.31
7	4.97	8.63
8	5.29	8.96
9	5.62	9.29
10	5.95	9.61

AC6815 Dimensions



Dimensions in inches